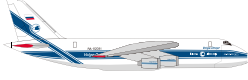






FLEET CAPABILITIES	AN-124-100/150	IL-76TD-90VD	BOEING 747F (IATA CEIV)	BOEING 737-400SF/800BCF	BOEING 777F
					
TOTAL PAYLOAD (TONNES)	120/150	50	100/120	20/23	106
CUBIC METERS	700	321	752/856.7	130	652.7
PALLETS	20	no	34 aircraft pallets	11 aircraft pallets	27 aircraft pallets on MD 10 on LD
DESTINATIONS	unique destinations/routes	unique destinations/routes	major cargo airports	major cargo airports	major cargo airports
TEMPERATURE ENVIRONMENT	15-20 C	15-25 C	4-29 C	15-25 C	4-29 C
TEMPERATURE MAPPING	in progress	in progress	yes	in progress	in progress
MIN. AIR PRESSURE	480 mbar (P 0.25) +0/1/-0.02 kg/cm ²	750 mbar (2 500 m) P 0.52 kg/cm ²	adjustable	adjustable	adjustable
MAX. NUMBER OF CONTAINERS	56 RKN / 20 RAP	16 RKN / 6 RAP	60/68 RKN / 29/33 RAP	10/12 RKN	54 RKN / 27 RAP
HUMIDITY DURING FLIGHT	10-15% RH	10-15% RH	adjustable	adjustable	yes
DATA LOGGERS	upon request	upon request	yes	yes	yes
COMMODITIES					
PPE	yes	yes	yes	yes	yes
MASKS	16.2 mln	4.7 mln	20.8/24.2 mln	3.9/4.2 mln	10.7 mln
VACCINES	yes	yes	yes	yes	yes
ADDITIONAL SERVICES					
STATION PROFILES	upon request	upon request	yes	upon request	yes
RISK ASSESSMENT	upon request	upon request	yes	upon request	yes
DRY ICE LIMITATIONS					
	no limit	3,000 kg	3,000 kg *could be increased up to 5,000 kg	800 kg	2,500